

TRAUMA AND THE BHJJ INITIATIVE

Jeff Kretschmar

Begun Center for Violence Prevention Research and Education

Case Western Reserve University

Jeff Spears

Ohio Department of Youth Services



Department of
Youth Services



WHAT IS BHJJ?

- Diversion program for juvenile justice-involved youth ages 10-18 with behavioral health issues
- In lieu of local or state incarceration, youth are diverted into community and evidence-based behavioral health treatment
- 18 counties across the state
- ~ 3,500 youth enrolled since 2006
- Examples of treatment modalities: MST, FFT, TF-CBT, ICT

TRAUMA, MENTAL HEALTH, AND JUVENILE JUSTICE

- More than one in three youth in the California Youth Authority met full criteria for PTSD, and 20% met partial criteria for PTSD
- The incidence of PTSD among youth in the juvenile justice system is up to eight times higher than comparably aged youth in the general, community population
- The prevalence of PTSD is higher among incarcerated female delinquents (49%) than among incarcerated male delinquents (32%), and higher than among youths in the community (<10%)

TRAUMA, MENTAL HEALTH, AND JUVENILE JUSTICE

- While the prevalence of PTSD is high, the prevalence of self-reported exposure to traumatic experiences is much higher, as high as 93% in juvenile detention centers.
- A number of sources note that traumatic experiences symptoms are higher among girls than boys in the juvenile justice system
- Girls more likely than boys to report sexual abuse, physical punishment, and experiencing violence .
 - While boys more often report witnessing violence

YOUTH AND FAMILY HISTORY

Question	Females	Males
Has the child ever been physically abused?	18.7%***	14.0%
Has the child ever been sexually abused?	27.0%***	7.4%
Has the child ever run away?	58.9%***	44.7%
Has the child ever had a problem with substance abuse, including alcohol and/or drugs?	46.3%	54.1%***
Has the child ever talked about committing suicide?	49.5%***	30.4%
Has the child ever attempted suicide?	23.6%***	9.4%
Has the child ever been exposed to domestic violence of which the child was not the direct target?	41.7%*	37.9%
Has anyone in the child's biological family ever been diagnosed with depression or shown signs of depression?	68.1%***	60.8%
Has anyone in the child's biological family had a mental illness, other than depression?	48.3%***	40.3%
Has the child ever lived in a household in which someone was convicted of a crime?	38.8%	40.8%
Has anyone in the child's biological family had a drinking or drug problem?	61.8%*	57.7%

MOST COMMON AXIS I DIAGNOSES

	Females	Males
Adjustment Disorder	6.6%*	4.9%
Alcohol-related Disorders	13.4%**	9.3%
Attention Deficit Hyperactivity Disorder	25.8%	40.5%***
Bipolar Disorder	7.9%**	5.6%
Cannabis-related Disorders	27.8%	37.3%***
Conduct Disorder	11.2%	22.1%***
Depressive Disorders	21.8%***	12.1%
Disruptive Behavior Disorder	5.6%	6.6%
Mood Disorder	12.0%*	9.6%
Oppositional Defiant Disorder	40.1%	39.9%
Post-traumatic Stress Disorder	9.5%*** (n = 123)	4.9% (n = 101)

Total 7,599 Axis I diagnoses for 3,342 youth (2.27 diagnoses per youth)

BHJJ AND TRAUMA

Question	Never	Once or Twice/Sometimes	Often/Almost Every Day
In the last year, did you get scared or feel really bad because grown-ups in your life called you names, said mean things to you, or said they didn't want you? (10%)	70%	24%	6%
In the last year, did a boyfriend or girlfriend or anyone you went on a date with slap or hit you? (3.5%)	86%	12%	1%
Not including spanking on your bottom, did a grown-up in your life hit, beat, kick or physically hurt you in any way? (4%)	75%	21%	4%
In the last year, did anyone hit or attack you on purpose with an object or weapon? (8%)	81%	18%	1%
In the last year, did anyone hit or attack you WITHOUT using an object or weapon? (17%)	54%	43%	3%

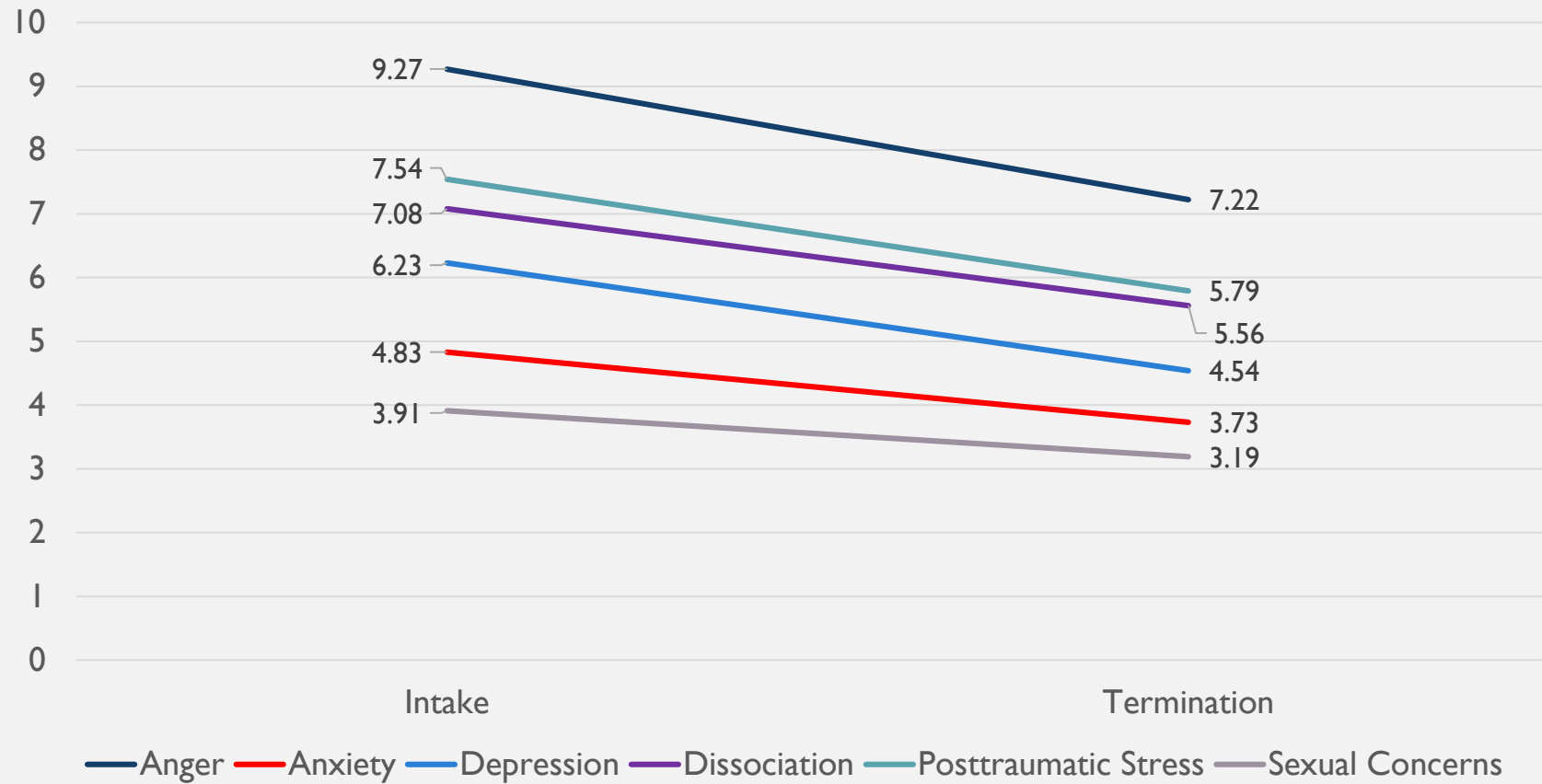
BHJJ AND TRAUMA

Question	Never	Once or Twice/Sometimes	Often/Almost Every Day
In the last year, did you SEE a parent get pushed, slapped, hit, punched, or beat up by another parent, or their boyfriend or girlfriend? (3.5%)	85%	15%	0.5%
In the last year, in real life, did you SEE anyone get attacked on purpose WITH a weapon? (14%)	73%	26%	1%
In the last year, in real life, did you SEE anyone get attacked or hit on purpose WITHOUT a weapon? (25%)	55%	42%	4%
In the last year, was anyone close to you murdered, like a friend, neighbor, or someone in your family? (3%)	74%	24%	2%
In the last year, did a grown-up touch your private parts when they shouldn't have or make you touch their private parts? Or did a grown-up force you to have sex? (0.4%)	96%	4%	0.5%

BHJJ AND VIOLENCE PERPETRATION

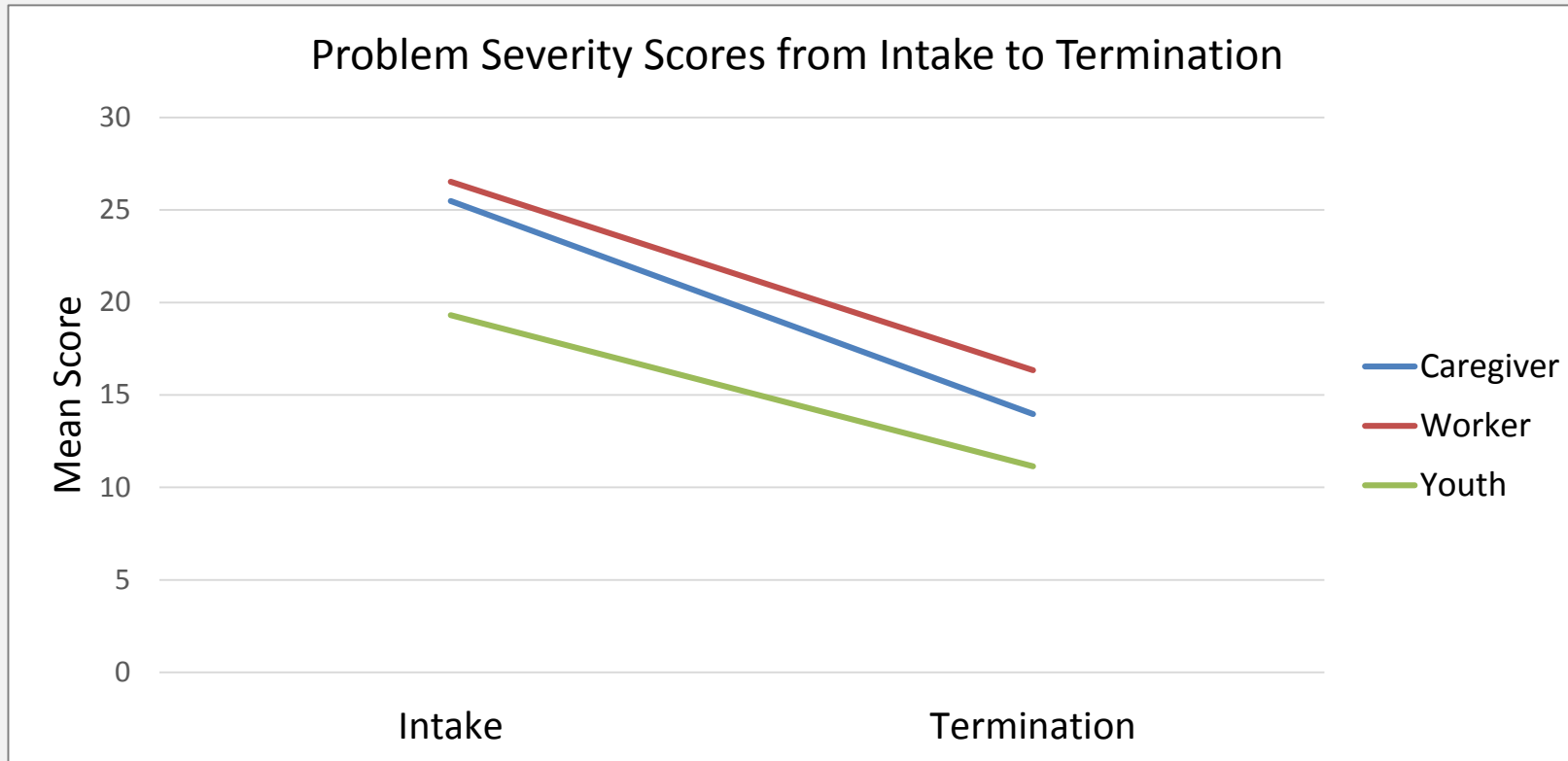
Question	Never	Once or Twice/Sometimes	Often/Almost Every Day
In the last year, did you push, shove, hit, or kick another kid?	42%	47%	11%
In the last year, did you start a physical fight?	59%	32%	9%
In the last year, did you steal something from someone and never give it back?	60%	37%	10%
In the last year, did you carry a hidden weapon like a gun or a knife?	70%	26%	3%
In the last year, did you slap or hit your boyfriend or girlfriend or anyone you went on a date with?	91%	8%	1%
In the last year, did you threaten to hit or hurt another kid?	52%	43%	4%

TRAUMA SYMPTOM CHECKLIST FOR CHILDREN



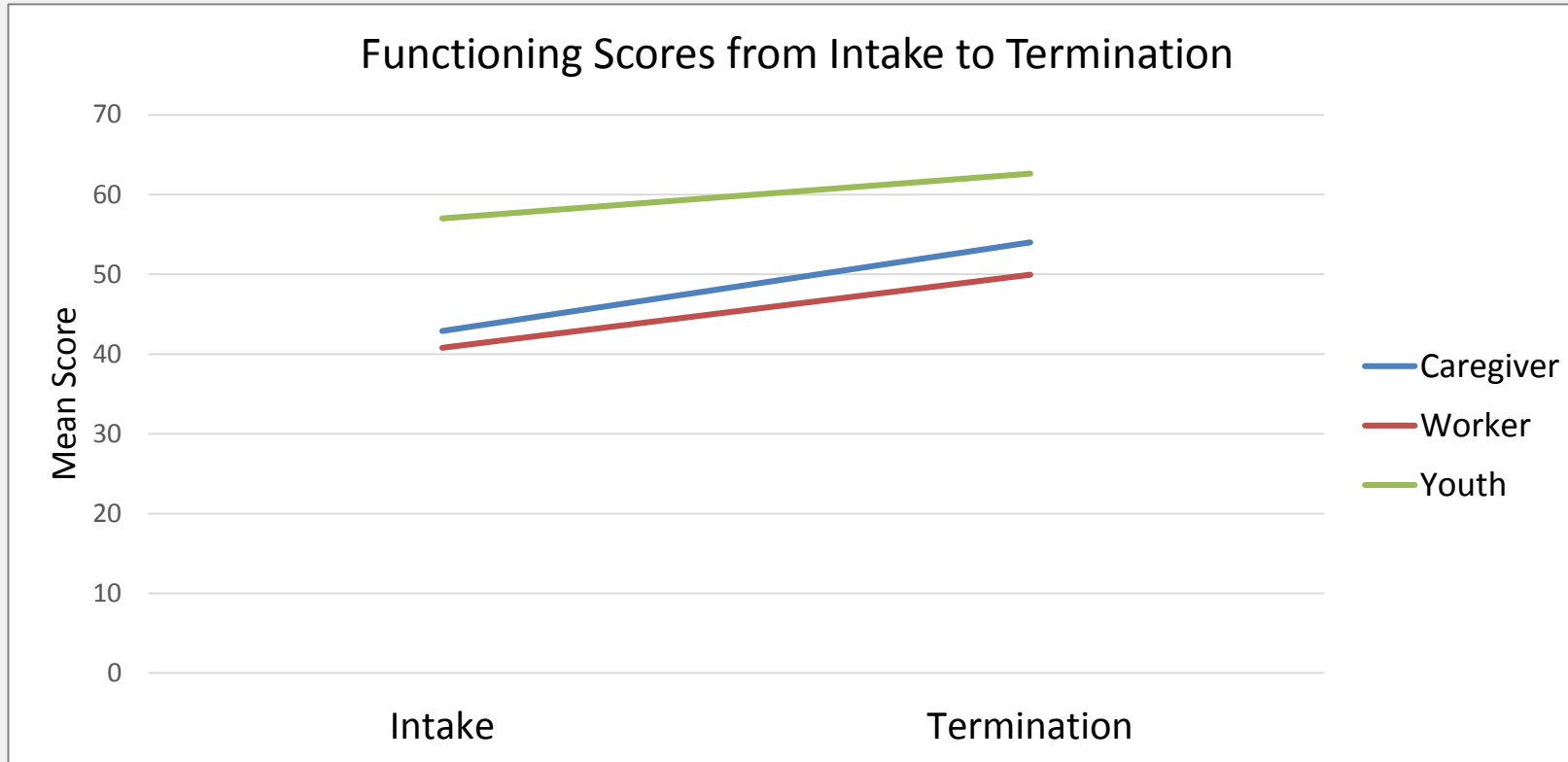
All comparisons significant at the $p < .001$ level.

OHIO SCALES: PROBLEM SEVERITY



All comparisons significant at the $p < .001$ level.

OHIO SCALES: FUNCTIONING



All comparisons significant at the $p < .001$ level.

ODYS ADMISSIONS

BHJJ County	Number of Youth in Recidivism Analysis	Youth Committed to ODYS after BHJJ Enrollment
Cuyahoga	354	13 (3.7%)
Franklin	445	29 (6.5%)
Hamilton	217	4 (1.8%)
Holmes	9	0 (0.0%)
Lorain	32	0 (0.0%)
Lucas	183	10 (5.5%)
Mahoning	22	0 (0.0%)
Montgomery	1,392	25 (1.8%)
Summit	212	26 (12.3%)
Trumbull	18	1 (5.5%)
Wayne	19	0 (0.0%)
Wood	3	0 (0.0%)
Total	2,906	108 (3.7%)